



Kentucky High School Athletic Association

2280 Executive Drive ° Lexington, KY 40505 ° www.khsaa.org ° (859)299-5472 (859)293-5999 (fax)

To: Superintendent, Principal, and Athletic Director

From: Brigid L. DeVries, Commissioner
Larry Boucher, Assistant Commissioner *LB*


Date: June 20, 2003

Subject: 2002-2003 Annual Report Forms Submission

School: Meade County High School

Enclosed please find a copy of Form T-65, The 2002-2003 Annual Report Forms Checklist. In addition, you may find an attachment with corrected copies of the forms submitted by your school personnel. Please review this information so the forms can be completed accurately in the future. Also, KHSAA Audit Staff may have requested a re-submission of some of the 2002-2003 Annual Report Forms or need additional information on your athletic programs. Please submit this information by the date requested if this is applicable. Copies and all KHSAA Title IX documents must be kept current and included in your permanent Title IX File at the school. All documents are subject to Open Records Requests.

Should you need any further information, please do not hesitate to call anytime.



MEMORANDUM

TO: KHSAA Member School Superintendents, Principals, and Athletic Directors

FROM: Brigid L. DeVries, Commissioner
Larry Boucher, Executive Assistant Commissioner *LB*

DATE: May 13, 2003

RE: 2003 Title IX Forms Submission

School	Meade County High School	Reviewed by	Gary Lawson
--------	--------------------------	-------------	-------------


The following is a status report regarding the required 2002 - 2003 Title IX submission of forms due in to the KHSAA office by April 15, 2003. Appropriate audit personnel have reviewed these forms and the following is a summary of this review.

I. Checklist of Forms properly submitted in a satisfactory manner:

✓	GE 19 (Annual Verification)	✓	T-35 (Budget Expenses)
✓	T-1 (Summary Program Chart 1)	✓	T-36 (Budget Expenses)
✓	T-2 (Summary Program Chart 2)	✓	T-41 (Checklist - Overall Interscholastic Program)
✓	T-3 (Summary Program Chart 3)	✓	T-60 (Corrective Action Plan)
✓	T-4 (Summary Program Chart 4)	✓	T-63 (Interscholastic Survey Results)

II. Status

A.	✓	2002 - 2003 Forms are satisfactory and no further information or action is necessary at this time.
B.		Errors have been noted with respect to the following forms and corrected copies are being returned to you for placement in your Title IX file to ensure proper submission in the future.
C.		The following forms were omitted and must be submitted by school representatives.
D.	✓	Other Recommendation and Comments: <ul style="list-style-type: none"> All calculations are correct and the report appears to be in good order. The Gender Equity Review Committee should develop more clear and precise corrective actions on Form T-60. Thanks and have a good summer.



MEMORANDUM

To: KHSAA Member School Superintendents, Principals, and Athletic Directors

From: Brigid L. DeVries, Commissioner
Larry Boucher, Assistant Commissioner

Date: May 13, 2003

Re: 2003 Title IX Forms Submission

School	<u>Meade County High</u>	Reviewed by	<u>GARY W. LAWSON</u>
--------	--------------------------	-------------	-----------------------


The following is a status report regarding the required 2002-2003 Title IX submission of forms which were due in to the KHSAA office by April 15, 2003. Appropriate audit personnel have reviewed these forms and the following is a summary of this review.

I. Checklist of Forms properly submitted in a satisfactory manner:

✓	GE 19 (Annual Verification)	✓	T-35 (Budget Expenses)
✓	T-1 (Summary Program Chart 1)	✓	T-36 (Budget Expenses)
✓	T-2 (Summary Program Chart 2)	✓	T-41 (Checklist – Overall Interscholastic Program)
✓	T-3 (Summary Program Chart 3)	✓	T-60 (Corrective Action Plan)
✓	T-4 (Summary Program Chart 4)	✓	T-63 (Interscholastic Survey Results)

II. Status

A.	✓	2002-2003 Forms are satisfactory and no further information or action is necessary at this time.
B.		Errors have been noted with respect to the following forms and corrected copies are being returned to you for placement in your Title IX file to ensure proper submission in the future.
C.		The following forms were omitted and must be submitted by school representatives.
D.		Other Recommendation and Comments: <i>all calculations are correct and report appears to be in good order. Gender Equity Committee should develop more clear and precise corrective actions on the T-60 form. Thanks, Have a good summer.</i>



MEMORANDUM

To: KHSAA Member School Superintendents, Principals, and Athletic Directors
 From: Brigid L. DeVries, Commissioner
 Larry Boucher, Assistant Commissioner

Date: May 13, 2003

Re: 2003 Title IX Forms Submission

School	<u>Meade County High</u>	Reviewed by	<u>GARY W. LAWSON</u>
--------	--------------------------	-------------	-----------------------

The following is a status report regarding the required 2002-2003 Title IX submission of forms which were due in to the KHSAA office by April 15, 2003. Appropriate audit personnel have reviewed these forms and the following is a summary of this review.

I. Checklist of Forms properly submitted in a satisfactory manner:

<input checked="" type="checkbox"/>	GE 19 (Annual Verification)	<input checked="" type="checkbox"/>	T-35 (Budget Expenses)
<input checked="" type="checkbox"/>	T-1 (Summary Program Chart 1)	<input checked="" type="checkbox"/>	T-36 (Budget Expenses)
<input checked="" type="checkbox"/>	T-2 (Summary Program Chart 2)	<input checked="" type="checkbox"/>	T-41 (Checklist - Overall Interscholastic Program)
<input checked="" type="checkbox"/>	T-3 (Summary Program Chart 3)	<input checked="" type="checkbox"/>	T-60 (Corrective Action Plan)
<input checked="" type="checkbox"/>	T-4 (Summary Program Chart 4)	<input checked="" type="checkbox"/>	T-63 (Interscholastic Survey Results)

II. Status

A.	<input checked="" type="checkbox"/>	2002-2003 Forms are satisfactory and no further information or action is necessary at this time.
B.		Errors have been noted with respect to the following forms and corrected copies are being returned to you for placement in your Title IX file to ensure proper submission in the future.
C.		The following forms were omitted and must be submitted by school representatives.
D.		Other Recommendation and Comments: <i>all calculations are correct and report appears to be in good order. Gender Equity Committee should develop more clear and precise corrective actions on the T-60 form. Thanks, Have a good summer.</i>

2002-2003
ACCOMMODATION OF INTERESTS AND ABILITIES
SUMMARY PROGRAM CHART 1

KHSAA
Form T1
Rev. 9/02

Participation Opportunities Test One

		(Column 1)	(Column 2)	(Column 3)	(Column 4)
	Program	Enrollment	Percentage of Total Enrollment	Number of Interscholastic Participants (double and triple count)	Percentage of Total Participation
Row 1	GIRLS	740	49%	233	41%
Row 2	BOYS	771	51%	332	59%
Row 3	Totals	1511	100%	565	100%

Instructions:

*Number of 8th grade students & below used in Column 4 calculations if applicable: _____

- 1) Determine the total number of girls enrolled, (place in Row 1, Column 1). Determine the total number of boys enrolled, (place in Row 2, Column 1).
- 2) Add the total number of girls and boys enrolled to determine total enrollment, (place in Row 3, Column 1).
- 3) Calculate the percentage of total enrollment that is female. (Divide Row 1, Column 1 by row 3, Column 1 and place in Row 1, Column 2.) Calculate the percentage of total enrollment that is male. (Divide Row 2, Column 1 by Row 3, Column 1 and place in Row 2, Column 2.) Note: Row 1, Column 2 plus Row 2, Column 2 should total 100%.
- 4) Ask the head coaches to review the most updated eligibility or squad lists for their teams. Ask coaches to confirm the names of those individuals who are on the team as of the first date of competition, and cross out the names of those who were cut from the team or quit the team prior to the first competitive event. Determine the total number of interscholastic athletics participants that are girls, (and place in Row 1, Column 3). In order to determine the total number of athletics participants, an individual should be counted each time he or she participates on a team. For example, if Jane Doe competes on the varsity volleyball team, the junior varsity volleyball team, the junior varsity basketball team, and the varsity softball team, she should be counted as four participants (**do not include club or intramural sports participants, cheerleaders, dance teams, or pom squads**). Calculate the same way for boys and girls. * In addition, should 8th grade students and below play on a Freshman, Junior Varsity, or Varsity team, they should also be counted for each team and sport on which they participate. If applicable, please asterisk the above notation as to how many 8th grade students & below are included in the totals. Using the same procedure, determine the total number of interscholastic athletic participants that are boys, (and place in Row 2, Column 3). Add Row 1, Column 3 plus Row 2, Column 3 to get total participants and place in Row 3, Column 3.
- 5) Calculate the percentage of female participation. (Row 1, Column 3 divided by Row 3, Column 3 and place in Row 1, Column 4.) Calculate the percentage of male participation. (Row 2, Column 3 divided by Row 3, Column 3 and place in Row 2, Column 4.) Note: Row 1, Column 4 plus Row 2, Column 4 should total 100%.

Note: While being within three percent is not a formal compliance standard; if the percent listed in Row 1, Column 4 is within 3% of Row 1, Column 2, then it provides a good target within which compliance is likely.

Principal's Signature: Bell Adams Date: 3/4/03

2002-2003
ACCOMMODATION OF INTERESTS AND ABILITIES
SUMMARY PROGRAM CHART 2

KHSAA
 Form T2
 Rev. 9/02

Participation Opportunities Test Two

		Column 1	Column 2	Column 3	Column 4	Column 5
Program		Number of Teams Currently Offered	Number of Participants	Number of Teams Added in Last Five Years	Number of Participants Added in Last Five Years	Percent of Total Participation By Sex Added in Last 5 Years
GIRLS	Row 1	varsity:	9	124	2	27
	Row 2	j.v.:	6	86	2	33
	Row 3	frosh:	2	23	1	9
	Row 4	total:	17	233	5	69
						30%
BOYS	Row 5	varsity:	9	178	1	10
	Row 6	j.v.:	6	84	1	3
	Row 7	frosh:	4	70	1	11
	Row 8	total:	19	332	3	24
						07%

- 1) For Column 1, list the number of interscholastic teams offered for girls and boys at each competitive level (varsity, junior varsity, and freshman). For girls, total each of the entries in Rows 1, 2, and 3 into Row 4. For boys, total Rows 5, 6, and 7 into Row 8.
- 2) For Column 2, list the number of participants at each level. For girls, total each of the entries in Rows 1, 2, and 3 into Row 4. For boys, total Rows 5, 6, and 7 into Row 8. **Note:** The totals in Row 4 for girls and in Row 8 for boys must be the same as the totals in Form T-1, Column 3, Rows 1 and 2 respectively.
- 3) For Column 3, list the number of interscholastic teams that have been added in the last five years at each competitive level. Count each team added during the 5 year period only one time. e.g. Girl's junior varsity soccer was added 3 years ago, count the team only once, not 3 times. For girls, total the entries in Rows 1, 2, and 3 into Row 4. For boys, total Rows 5, 6, and 7 into Row 8.
- 4) For Column 4, list the number of participants that are currently on each level of the teams that were added in the last five years. If a team was added previously but no longer exists, there are no current participants to be added for that team. For girls, total the entries in Rows 1, 2, and 3 into Row 4. For boys, total Rows 5, 6, and 7 into Row 8.
- 5) For Column 5, calculate the percentage of participants that have been added in the last five years. For girls, take the number in Column 4, Row 4 and divide by the number in Column 2, Row 4. For boys, take the number in Column 4, Row 8 and divide it by the number in Column 2, Row 8.

Note: If the percentage of current participants added in the last five years is 25% or greater, compliance with test two may be possible. If less than 25%, then compliance with test three should be analyzed. **CAUTION:** 25% is not a formal compliance standard.

Principal's Signature: Bill Adair Date: 3/4/03

2002-2003
ACCOMMODATION OF INTERESTS AND ABILITIES
SUMMARY PROGRAM CHART 3

KHSAA
Form T3
Rev. 9/02

Participation Opportunities Test Three

For any question answered "YES" identify the respective sport(s).

	GIRLS (Yes / No)		BOYS (Yes / No)
1. For a sport not currently played at the interscholastic level (varsity, junior varsity, or freshman) in your school, is there an intramural team offered for that sport?	NO		NO
2. For a sport <u>not</u> currently offered in your interscholastic athletics program, is there sufficient interest to form a viable interscholastic team based on participation on an intramural team or community recreation teams?	NO		NO
3. For a sport <u>not</u> currently offered, is there sufficient interest to form a viable interscholastic team based on student responses from the interscholastic survey?	YES Cymnastics SP Softball		YES Wrestling
4. For a sport currently offered at the varsity level only, is there sufficient interest to form a viable team for a junior varsity, or freshman team that is not currently offered?	YES 9th Grade FP Softball		NO
5. For a sport currently offered at the junior varsity or freshman level is there sufficient interest to form a varsity team not currently offered?	NO		NO
6. If you answered YES to question (1), (2), (3), (4), or (5), are there enough high schools in your geographic area offering the sport (at the appropriate level) to allow for the development of a reasonable schedule of competition?	NO		YES

Principal's Signature: Bill Adan Date: 3/4/03

2002-2003
ACCOMODATION OF INTERESTS AND ABILITIES+
SUMMARY PROGRAM CHART 4

Levels of Competition Test One

		Column 1	Column 2	Column 3
Girls	Team Levels	Number of Teams Currently Offered	Number of Participants	Percentage of Participants at Each Level
Row 1	varsity:	9	124	53%
Row 2	j.v.:	6	86	37%
Row 3	frosh:	2	23	10%
Row 4	total:		233	100%
Boys				
Row 5	varsity:	9	178	54%
Row 6	j.v.:	6	84	25%
Row 7	frosh:	4	70	21%
Row 8	total:		332	100%

- 1) Column 1, list the number of interscholastic teams offered for girls and boys at each competitive level; varsity, junior varsity, and freshman. (Refer to Form T-2, Accommodation of Interests and Abilities, Summary Program Chart 2, Column 1.)
- 2) For Column 2, list the number of participants at each level. For girls, total the entries in Rows 1, 2, and 3 into Row 4. For boys, total the entries in Rows 5, 6, and 7 into Row 8. (Refer to Form T-2, Accommodation of Interests and Abilities, Summary Program Chart 2, Column 2.)
- 3) For Column 3, calculate the percentage of female and male participants at each level.
For girls' varsity, junior varsity, and frosh, respectively:
 - Divide Column 1, Row 1 by Column 2, Row 4, and place the percentage in Column 3, Row 1.
 - Divide Column 1, Row 2 by Column 2, Row 4, and place the percentage in Column 3, Row 2.
 - Divide Column 1, Row 3 by Column 2, Row 4, and place the percentage in Column 3, Row 3.
 For boys' varsity, junior varsity, and frosh, respectively:
 - Divide Column 1, Row 5 by Column 2, Row 8, and place the percentage in Column 3, Row 5.
 - Divide Column 1, Row 6 by Column 2, Row 8, and place the percentage in Column 3, Row 6.
 - Divide Column 1, Row 7 by Column 2, Row 8, and place the percentage in Column 3, Row 7.

Principal's Signature: Bill Adair Date: 3/4/03



APR 07 2003

KHSAA
Form GE19
Rev. 9/02

**2002-2003 KENTUCKY HIGH SCHOOL ATHLETIC ASSOCIATION
ANNUAL VERIFICATION OF TITLE IX PROCEDURES**

(To be submitted by April 15, 2003 along with other required forms)

The MEADE COUNTY High School, BRANDENBURG, Kentucky
(Name of High School) (City)

certifies to the Kentucky High School Athletic Association that the following is an accurate and true representation of the facts surrounding compliance with 20 U.S.C. Sections 1681-1688, et. Seq. (also known as Title IX)

I certify the following provisions in accordance with records at the school contained in the permanent Title IX file, and to the best of my knowledge have completed the following tasks. (All boxes must be checked)

Established a gender equity committee at the high school. (list committee personnel and provide attachment if necessary)

Name	Address	Phone	Title
SEE ATTACHED:			

Scheduled a minimum of three meetings during the 2002-2003 school year on the following dates:

- 10/30/02
- 1/30/03
- 3/4/03

Designated the following person(s) as the Title IX coordinator for the school/district:

<u>MR. BARRY HAHN</u>	<u>ASST. SUPERINTENDENT</u>	<u>MEADE CO. BOARD OF ED.</u>	<u>(270) 422-7500</u>
Name	Title	Address	Phone

School personnel are continuing to make periodic reviews of the boys and girls athletics program reflected in the Corrective Action Plan.

In addition to the above information, the above referenced school maintains a complete permanent file relative to Title IX records including copies of the self-assessment audit, all corrective action plans, and other related materials.

Bill Adams _____ Date 3/4 2003
Principal's Signature

[Signature] _____
Superintendent Signature

[Signature] _____
School Board Chairpersons' Signature

(Send original copy to KHSAA - Maintain duplicate in Title IX school folder)

**MEADE COUNTY HIGH SCHOOL
GENDER EQUITY COMMITTEE
2002-2003 SCHOOL YEAR**

Karen Adkisson	875 Quail Run Road, Brandenburg, KY 40108	422-2969	Parent Representative
Katie Baker	104 A Fairway Court, Brandenburg, KY 40108	422-2644	Student
Shirley Beavin	6255 Midway Road, Brandenburg, KY 40108	422-3979	Parent Representative
Jim DeVries	312 Hardin Street, Brandenburg, KY 40108	422-7540	Retired Coach, Athletic Director
Barry Hahn	174 Piping Rock, Brandenburg, KY 40108	422-7500	Assistant Superintendent
Ramona Johnston	295 Green Street, Brandenburg, KY 40108	422-7550	Assistant Coach, Girls Basketball
Drew Mills	6425 Brandenburg Road, Ekron, KY 40117	828-3680	Student
Dennise Midd	1109 Elm Street, West Point, KY 40108	942-4447	Retired Coach
John Proctor	21 Lakeshore Pkwy, Brandenburg, KY 40108	422-7515	Athletic Director
Bobby Skaggs	770 Fairway Drive, Brandenburg, KY 40108	422-7530	Coach, Middle School Athletic Director

2002-2003
BUDGETED AND ACTUAL EXPENDITURES - PROGRAM COMPARISON CHART 2
TO INCLUDE BOOSTER CLUB FUNDING

Teams	equipment and supplies		travel		awards		coaches' salaries (to include supplemental and extended employment)		facilities improvements		publications (if sport-specific)	
	B	E	B	E	B	E	B	E	B	E	B	E
G track		834				352						
B track												
G tennis		1251				411						
B tennis		260				465						
G volleyball		260				225						
B volleyball		1917				2141						
B wrestling												
G (list sport)												
B (football)												
G (list sport)		19,233		8672		5254					11,539	
B (list sport)												397

1. Budget and expenditures on this 2002-2003 year report due by April 15, 2003, should reflect the total monies budgeted and spent for the entire year of 2001-2002 ending June 30, 2002.
2. "B" is for budgeted dollar amounts and "E" is for actual dollar expenditures.
3. Booster Club Funding/Contributions must be included in the expenditures total.

Principal's Signature:

Bill Adams

Date:

3/4/03

2002-2003
BUDGETED AND ACTUAL EXPENDITURES - PROGRAM COMPARISON CHART
TO INCLUDE BOOSTER CLUB FUNDING

	equipment and supplies		travel		awards		coaches' salaries (to include supplemental and extended employment)		facilities improvements		publications (if sport-specific)	
	B	E	B	E	B	E	B	E	B	E	B	E
G basketball		4588		1299		2848		25,676		1713		84
B basketball		12,769		430		954		24,831		2558		
G softball		9194		1534		2257		11,865		976		6
B baseball		8421		639		2144		9,892				
G cross country		580				53		1,410				
E cross country		580				53		1,410				
G golf		2531		350		357		2,808				
B golf		5905		700		851		2,808				
G soccer		7069		1089		1728		15,790		1395		
B soccer		6793		613		1522		13,014		1395		105
G swimming		5014		345		1062		2160		1650		
B swimming		2583		178		418		2160		850		

1. Budget and expenditures on this 2002-2003 year report due by April 15, 2003, should reflect the total monies budgeted and spent for the entire year of 2001-2002 ending June 30, 2002.
2. "B" is for budgeted dollar amounts and "E" is for actual dollar expenditures.
3. Booster Club Funding/Contributions must be included in the expenditures total.

Principal's Signature: Bell Alan

Date: 3/4/03

School Name: Meade Co. High School
 School Year: 2002-2003
 Principal's Signature: [Signature]
 Date: 3 March 2003

**2002-2003
 TITLE IX
 CORRECTIVE ACTION PLAN**

KHSAA
 Form T66
 Rev. 10/02

To complete this form, indicate the intended area which needs corrective action, the suggested change and time table for implementation. You may copy this form as needed. Please attach corrective action plans along with audit forms and submit by April 15, 2003.

ITEM FOR CORRECTION	SUGGESTED CHANGE	TIME TABLE FOR CORRECTIVE ACTION
The GEC has determined that this year's evaluation has not found any one item for correction. Instead, the GEC has decided to continue to closely monitor past items for correction and to make sure that compliance is maintained.	The AD will continue to work closely with all coaches to ensure gender equity in scheduling, budgeting matters, facilities etc.	This is an on-going process which will continue until such time that the GEC determines that a new item will be added to the Corrective Action Plan.

An explanation (status report) is needed for all areas identified previously as items for correction as well as all areas currently identified as items for correction. This form shall be typed.

Principal's Signature: [Signature]

Date: 3/4/03

STATUS REPORT

3/3/03

CORRECTIVE ACTION PLAN, 1999-2000:

The first item of the Corrective Action Plan for this year concerned the inequitable number of prime time nights scheduled for the Girls and Boys Basketball Programs. By the following season, the numbers had been improved, although this GEC mistakenly considered Tuesday to be a prime time night. Nevertheless, the GEC decided to continue with this item on the next year's Corrective Action Plan. The next season saw very little improvement in the inequity, and the AD worked very closely with the coaches to bring a substantial reduction to this disparity for the 2002-2003 seasons.

The second item of the 1999-2000 plan concerned the cheerleading schedule for the Green and White squads. Prior to this, the Green squad, the more talented and experienced, had been cheering primarily for the Boys' Basketball team and the White squad had been cheering for the Girls' games. The AD worked with the Cheer coaches to develop a schedule for the Green squad to cheer for an equal number of Boys' and Girls' games. This schedule has been followed for the past three seasons and will continue to be implemented in the future.

CORRECTIVE ACTION PLAN, 2000-2001:

As discussed above, the scheduling of prime time Girls' Basketball games again was a concern. The improvement was minimal, and the AD will continue to work to correct the problem.

The other item on this year's plan concerned the radio broadcasts of basketball games by the local AM station, WMMG. The inequity existed when both teams were playing on the same night. The station tended to air the broadcast of the Boys' game instead of the Girls'. The AD met with the station manager, who assured him that the problem could be corrected. The AD met with her again to thank her for her support of both programs and asked that the practice be continued. The station manager now submits her broadcast schedule prior to the start of the season and it becomes part of the permanent Title IX file.

CORRECTIVE ACTION PLAN, 2001-2002:

Prime-time scheduling continued to concern the GEC, and they decided to renew the efforts to reach compliance. The AD met with the two basketball coaches (who do their own scheduling) and informed them that compliance was an absolute necessity. They were very cooperative and were able to close the gap with a margin of 10-9 in favor of the boys. This is a significant improvement and the AD will continue the effort.

Following the recommendation of the KHSAA, the GEC also felt that certain policies concerning gender equity and athletics needed to be in a written form. To accomplish this, the AD first collected responses from all head coaches for analysis. A sub-committee was then formed to actually write the policies. These were then approved by the GEC and became part of the permanent Title IX file.

2002-2003 KHSAA TITLE IX ATHLETICS AUDIT

KHSAA
Form T41
Rev. 9/02

Checklist - Overall Interscholastic Athletics Program

Areas of Compliance	ADVANTAGE TO		
	(Respond based on Internal Evaluation by checking the appropriate column.)		
OPPORTUNITIES	GIRLS' PROGRAM	BOYS' PROGRAM	NEITHER PROGRAM
Accommodation of Interest and Abilities			X
BENEFITS	GIRLS' PROGRAM	BOYS' PROGRAM	NEITHER PROGRAM
Equipment and Supplies			X
Scheduling of Games and Practice Time			X
Travel and Per Diem Allowances			X
Coaching			X
Locker Rooms, Practice and Competitive Facilities			X
Medical and Training Facilities and Services			X
Publicity			X
Support Services			X
Athletic Scholarships			X
Tutoring			X
Housing and Dining Facilities and Services			X
Recruitment of Student Athletes			X

Principal's Signature: Bill Adan

Date: 3/4/03

2002-2003 INTERSCHOLASTIC ATHLETICS SURVEY

Summary of Student Responses

School Name: Meade Co. High School
School Enrollment: 1511
Date: 1/27/03
Completed By: Katie Baker/Drew Mills

Instructions:

1. Summarize the Student Athletics Interest Surveys Form T-61 by listing the total number of responses on the line next to each sport.
2. Under the Other Category please provide a listing of the sports as well as the number of students who are interested in participating.
3. Please sign and date the Summary Form (T-63) and mail the Summary Form only to the KHSAA by April 15, 2003. Do not mail the student surveys (Form T-61). However, these Forms should be maintained in your files in the event they are requested subsequently.

1449 Number of Surveys

1404 Total Returned

8-11 Grades Surveyed

How Was The Survey Administered? Grades 9-11 @ MCHS Homeroom/ Grade 8 @ SPMS PE Classes
(e.g. was it given in all English classes, or all home rooms, or advisee/advisor?)

Fall Sports (List Total Number of Participation Responses)

53 Cross Country (Girls)
50 Cross Country (Boys)
59 Field Hockey (Girls)
343 Football (Boys)
34 Golf (Girls)
72 Golf (Boys)
75 Soccer (Girls)
56 Soccer (Boys)
232 Volleyball (Girls)
56 Volleyball (Boys)

Winter Sport (List Total Number of Participation Responses)

165 Basketball (Girls)
213 Basketball (Boys)
122 Gymnastics (Girls)
N/A Indoor Track (Girls)
N/A Indoor Track (Boys)
190 Swimming & Diving (Girls)
54 Swimming & Diving (Boys)
188 Wrestling (Boys)

Spring Sport (List Total Number of Participation Responses)

- 214 Baseball (Boys)
- 117 Fast Pitch Softball (Girls)
- 176 Slow Pitch Softball (Girls)
- 134 Tennis (Girls)
- 74 Tennis (Boys)
- 134 Track (Girls)
- 100 Track (Boys)

Other Sports (From Student Survey T-61 Question 10)

Name of Sport	Number of Students Interested In Participating
---------------	--

(SEE ATTACHED LIST)

_____	_____
_____	_____
_____	_____
_____	_____
_____	_____
_____	_____
_____	_____

Number of Students who participate in Intramural Sports.
(From Student Survey T-61 Question 5)

<u>Sport</u>	<u>Number</u>
--------------	---------------

(SEE ATTACHED LIST)

_____	_____
_____	_____
_____	_____
_____	_____
_____	_____

List Intramural Sports students are interested in adding:
(From Student Survey T-61 Question 6)

<u>Sport</u>	<u>Number</u>
--------------	---------------

(SEE ATTACHED LIST)

_____	_____
_____	_____
_____	_____
_____	_____
_____	_____

ATTACHMENT LIST FROM SUMMARY PAGE NO. 2

Question #10:

Gymnastics-6	Winter Guard-2	Dance-18	Soccer-11	Raquetball-2
Skateboarding-24	Bullriding-2	Hockey-31	Lacrosse-12	Cheerleading-
BMX-5	Bowling-27	Wrestling-69	Field Hockey-6	Martial Arts-5
Shooting-8	Football-15	Basketball-11	Boxing-7	Frisbee Golf-2
Fishing-1	Swimming-6	Volleyball-11	Baseball-3	Tennis-14
Horse Racing-1	Softball-13	Rugby-7	Track-7	

Question #5:

Basketball-64	Cross Country-1	Golf-1	Archery-1
Football-68	Skating-2	Special Olympics-2	Hockey-1
Cheerleading-21	Soccer-10	BMX-1	
Baseball-35	Bowling-2	Wrestling-2	
Volleyball-43	Softball-4	Motor Cross-1	

Question #6:

Field Hockey-8	Pool-1	Baseball-1	Soccer-4
Hockey-36	Pom Squad-1	Swim-1	Cheerleading-3
Wrestling-88	Gymnastics-4	Boxing-2	Karate-1
Bowling-29	Step Squad-1	Girls Football-20	Rugby-7
Frisbee Golf-6	Shooting Sports-5	BMX-2	Girls Wrestling-2
Softball-42	Skating-2	Volleyball-7	Bull Riding-1
Ping Pong-2	Kickball-1	Cycling-1	Diving-1
Football-10	Basketball-6	Water Polo-2	

Participation in Non-School Sports Activities
(From Student Survey T-61 Question 7)

Sport	Number
(SEE ATTACHED LIST)	

Reasons for not participating in interscholastic athletics.
(From Survey Question 8)

Response	Number
<u>148</u> I prefer other activities such as band, chorus, etc.	
<u>294</u> I don't have time	
<u>66</u> The practice schedules and game times are inconvenient	
<u>105</u> The sport I like isn't offered	
<u>52</u> It's too expensive	
<u>57</u> I prefer to participate in club or intramural sports	
<u>125</u> Working	
<u>164</u> Other	

Student Suggestions to encourage participation

(N/A)

Bill Adam
Principal's Signature

3/4/03
Date

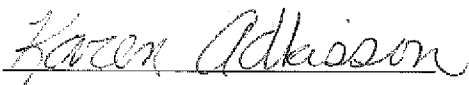
ATTACHMENT LIST FROM SUMMARY PAGE NO. 3

Question #7:


Baseball-24	Slow Pitch Softball-79	BMX-8	Track-1
Football-14	Wrestling-2	Golf-3	Karate-2
Dance-3	Gymnastics-5	Skating-16	Pool-1
Soccer-20	Motocross-8	Cheerleading-2	Tennis-1
Basketball-25	Volleyball-7	Hockey-6	Boxing-1
Fast Pitch Softball-5	Archery-3	Horse Riding-2	Cross Country-1

**MEADE COUNTY SCHOOLS
GENDER EQUITY COMMITTEE
2002-03**


As members of the District Gender Equity Committee, we have completed requirements for compliance with Title IX as determined by guidelines of the Kentucky High School Athletic Association. Three meetings of the committee have been held during the 2002-03 school year. All assessment forms have been completed in an annual review of girls' and boy's athletic programs at Meade County High School. The Corrective Action Plan for 2002-03 has been developed, and the district's permanent Title IX file has been updated.



Karen Adkisson




Katie Baker




Shirley Beavin



Jim DeVries




Barry Hahn



Ramona Johnston




Drew Mills



Dennise Mudd



Bobby Skaggs



John Proctor, Chairperson

MEADE COUNTY BOARD OF EDUCATION

MARCH BOARD MEETING

March 11, 2003

Agenda

1. Approval of Minutes of February 4, 2003 Special Meeting.
2. Approval of Minutes of February 24, 2003 Special Meeting.
3. Approval of Accounts Payable Payroll.
4. Approval of Change Order No. 4 for Stuart Pepper Middle School.
5. ~~Approval of Change Order No. 5 for Stuart Pepper Middle School.~~

6. Approval of Construction Fund Payments.
7. Approval for Employees' Salary Payroll for March 17, 2003.
8. Approval of School Food Service Fund Payroll.
9. Review of Monthly Financial Statements.
10. Superintendent's Personnel Report.
11. Approval to Hire Emergency Substitute Teachers.
12. Approval of Special Rewards Payroll.
13. Approval of Title IX Verification.
14. Approval of District Evaluation Plan.
15. Approval to Revise Board Policy 09.13.
16. Approval for School to be in Session March 14, 2003.
17. Approval of School Calendar for 2003-2004 School Year.
18. Approval to Change Board Meeting Date.
19. Adjournment.